

Chandra kamal Bezbaruah College, TeokJogduar, Jorhat, Assam

Internal Quality Assurance Cell (IQAC)



Student Satisfaction Survey 2019-20

B. Barua
Principal
CKB College, Teok
JORHAT

Student Satisfaction Survey

The student survey was conducted by a team of teachers for the session 2019-20. The team collected the data from 4th semester student's regarding teaching learning environment of the college. The data collected from the student's is really useful for the upliftment of the institution. Each question of the SSS format was set to collect factual opinion of students on curriculum, regularity of teachers in attending classes, completion of syllabus, communication skill and preparedness of the teachers, reaction of students regarding pedagogy, commitment and helping attitude of the teachers, transparency and fairness in evaluation process, curricular and extra-curricular activities, library facilities, sports facilities etc.

Number of Student Responded: 190

Part -I

Teaching and Learning

Figure 1.1: Student's response on regularity maintain by the teacher



The figure shows the regularity maintained by the teachers in the college. Out of 190 students 110 (57.8%) respondents said excellent, 56 (29.4%) respondents said very good, 18(9.4%) respondents said good and 6 (3.1%) respondents said average. No student said about below average.

[Signature]

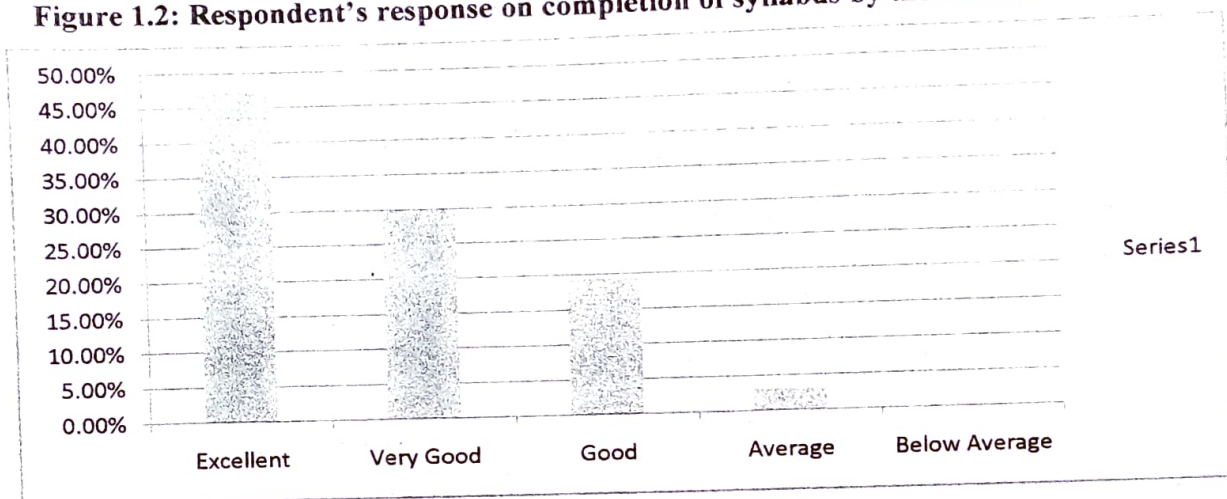
Co-ordinator, IQIC
C.K.B College, Teok

[Signature]

Principal
CKB College, Teok
JORHAT

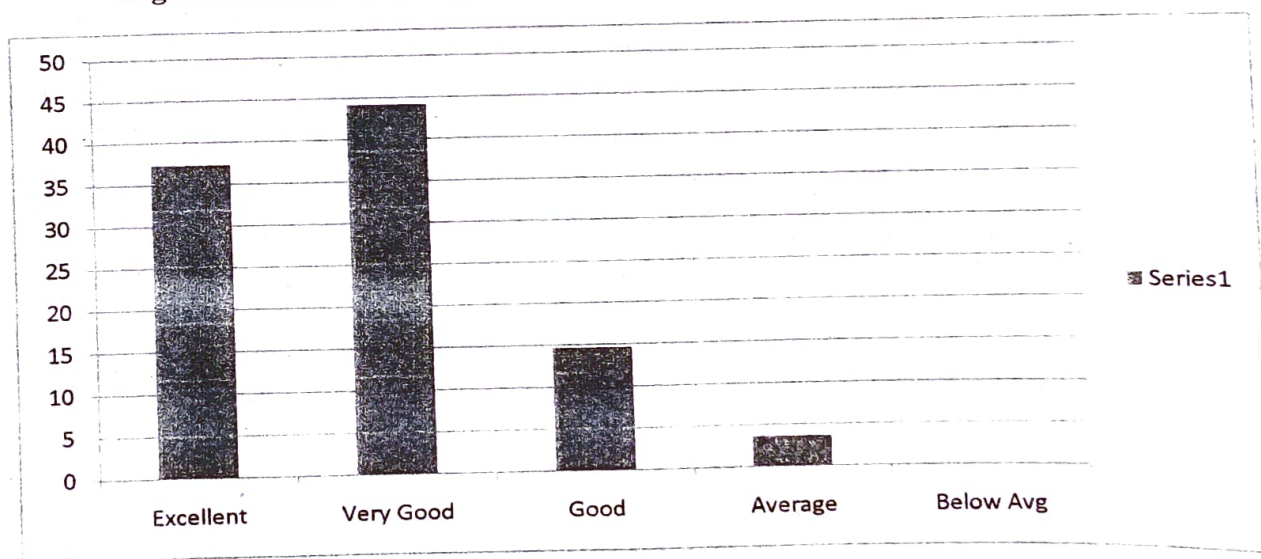
[Signature]
Principal
CKB College, Teok
JORHAT

Figure 1.2: Respondent's response on completion of syllabus by the teachers in time



The figure shows the completion of syllabus by the teachers in time. Out of 190 students 90 (47.3%) said excellent, 57 (30%) said very good, 37(19.4%) said good and 6(3.1%) respondents said average. No student said about below average.

Figure 1.3: Student's response on communication skills of the teachers



The figure shows the communication skills of the teachers. About 36.3% students said excellent, 44.2% said very good, 14% said good, 4.2% said average in communication skills. No student said about below average.

[Signature]

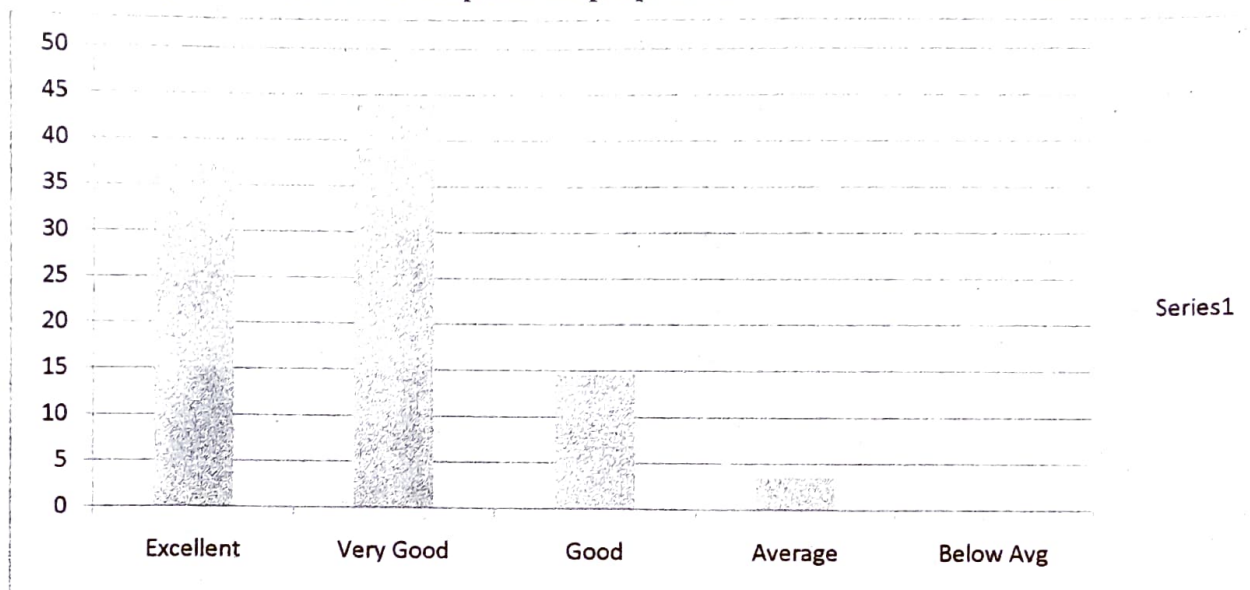
Co-ordinator, IQIC
C.K.B College, Teok

[Signature]

Principal
CKB College, Teok
JORHAT

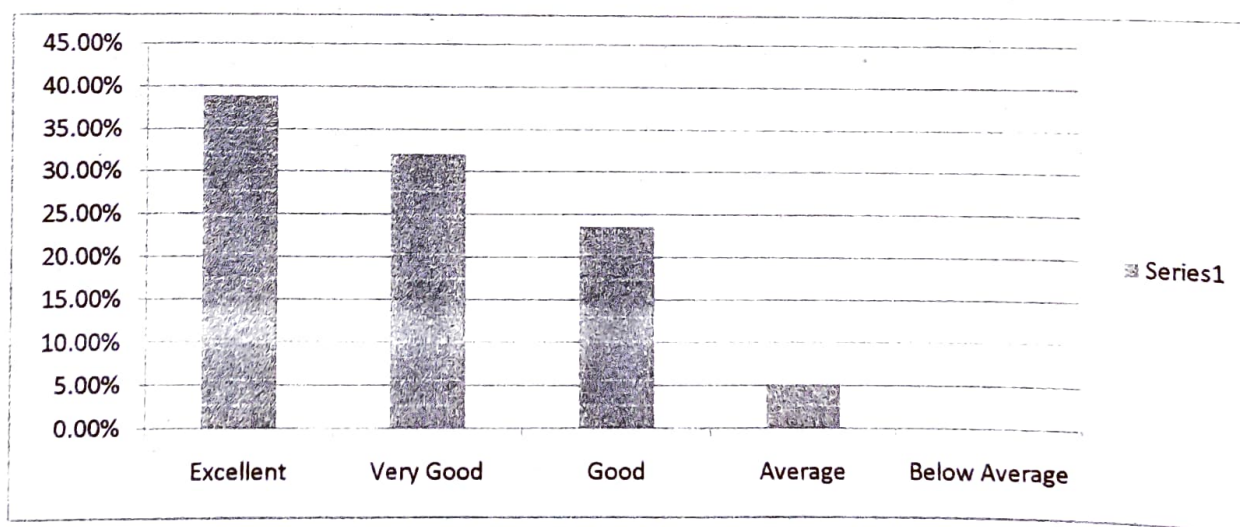
[Signature]
Principal
CKB College, Teok
JORHAT

Figure 1.4: Student's response on preparation of teachers for the class



The figure shows the student's response on preparation of teachers for the class. About 37.3% students said excellent, 44.2% said very good, 14.7% said good, 3.6% said average in communication skills. No student said about below average.

Figure 1.5: Student's response on sincerity and commitment of the teachers



The figure shows the student's response on sincerity and commitment of the teachers. About 74 (38.9%) respondents said excellent, 61 (32.1%) said very good, 45(23.6%) respondents said good and 10(5.2%) respondents said average. No student said about below average.

Signature

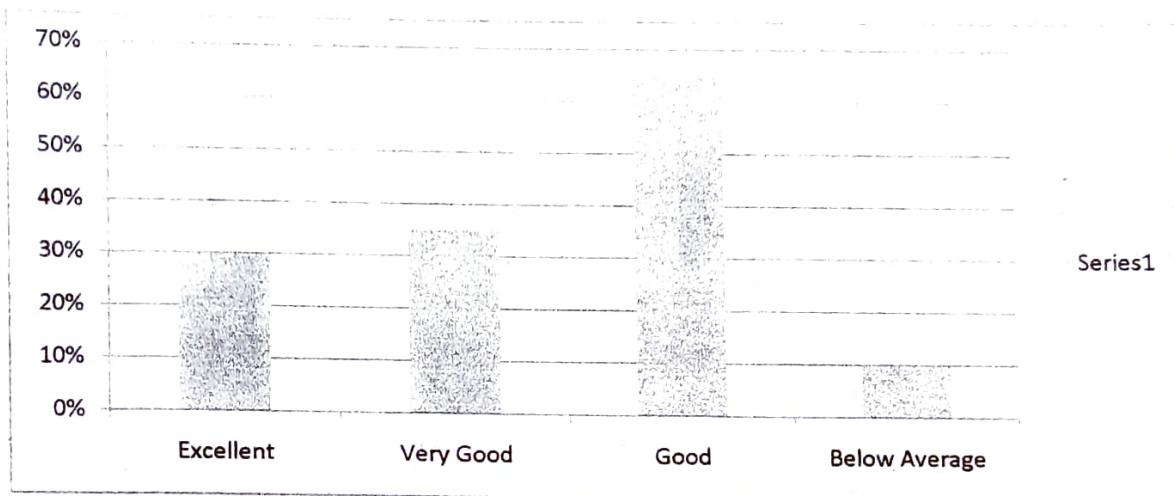
Principal
CKB College, Teok
JORHAT

Signature

Principal
CKB College, Teok
JORHAT

Signature
Principal
CKB College, Teok
JORHAT

Figure 1.6: Student's response on modern techniques and ICT tools used by the teachers



The figure shows the student's response on techniques and ICT tools used by the teachers. About 30% students said excellent, 35% said very good, 65% said good, 10% said average in providing study materials by the teachers. No student said about below average. **Figure 1.7: Student's response on providing study materials by the teachers**




The figure shows the student's response on providing study materials by the teachers. About 33.6% students said excellent, 34.7% said very good, 24.2% said good, 7.3% said average in providing study materials by the teachers. No student said about below average.

[Signature]
Co-ordinator, IQAC
CKB College, Teok

[Signature]
Principal
CKB College, Teok
JORHAT

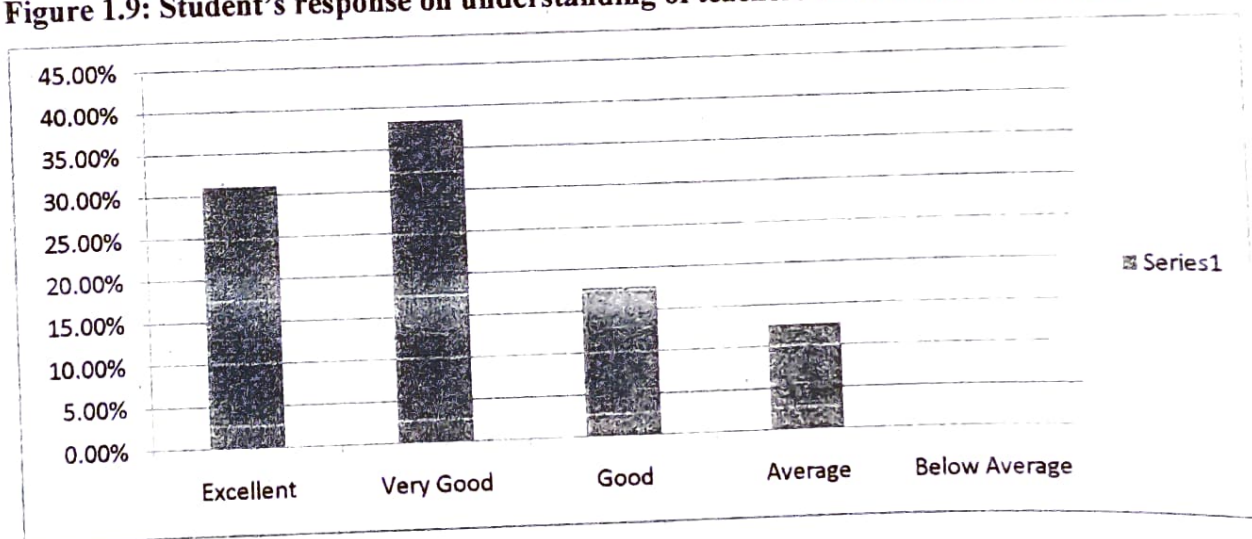
[Signature]
Principal
CKB College, Teok
JORHAT

Figure 1.8: Student's response on guidance by the teachers



The figure shows the student's response on guidance by the teachers. About 42.1% students said excellent, 31.5% said very good, 18.4% said good, 7.8% said average in providing study materials by the teachers. No student said about below average.

Figure 1.9: Student's response on understanding of teachers on weakness of students



The figure shows the understanding of the teachers about weakness of students. About 31.1% students said excellent, 38.4% said very good, 17.8% said good, 12.6% said average in understanding of teachers on weakness of students. No student said about below average.

Signature

Signature

Signature
Principal
CKB College, Teok
JORHAT

Figure 1.10: Student's response on inspiration of teachers regarding ethical conduct



The figure shows the student's response on inspiration of teachers to the students regarding ethical conduct. About 32.10% students said excellent, 38.4% said very good, 24.2% said good, 5.2% said average. No student said about below average.

[Signature]
Co-ordinator, IQ. C
C.K.B College, Teok

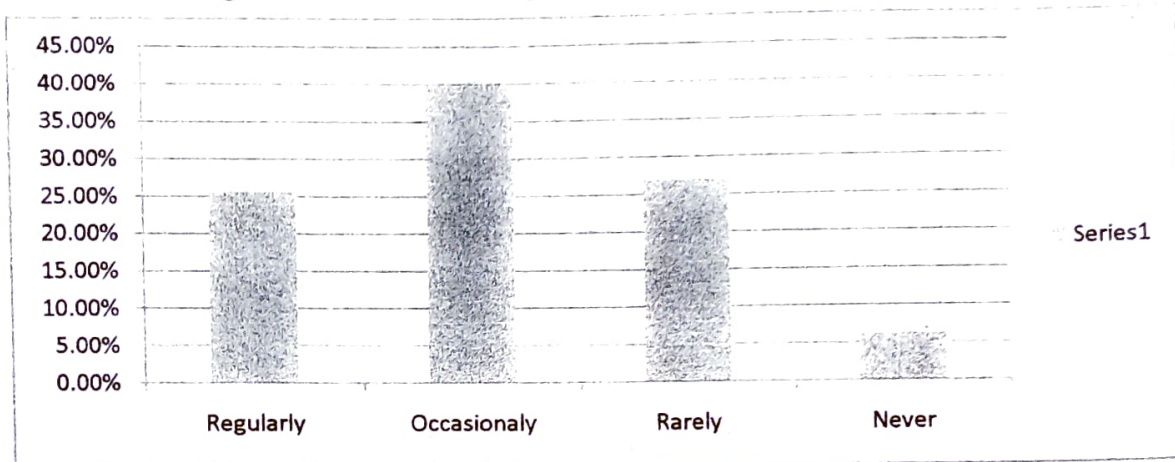
[Signature]
Principal
CKB College, Teok
JORHAT

[Signature]
Principal
CKB College, Teok
JORHAT

Part -II


Library Facilities

Figure 2.1: Student's response on their regular library visit



The figure shows the student's response on their library visit. Out of 190 students 49 (25.7%) students visit library regularly, 76 (40%) visit occasionally, 53 (27%) visit rarely and 12 (6.3%) students said who never visit library.

Figure 2.2: Respondent's response on required book available in the library



The figure shows the student's response on required book available in the library. About 80% students said required books were available in the library and only 20% said required books were not available in the library.

Signature

Principal
CKB College, Teok
JORHAT

Signature
Principal
CKB College, Teok
JORHAT


Signature
Principal
CKB College, Teok
JORHAT

Figure 2.3: Respondent's response on cataloguing and arrangement of books in the library



The figure shows the student's response on cataloguing and arrangement of books in the library. About 65% students said they are highly satisfied, 64.2% said they are satisfied, 23% said they are somewhat satisfied and there are no any students who said they are not satisfied.

Figure 2.4: Respondent's response on reading space in the library



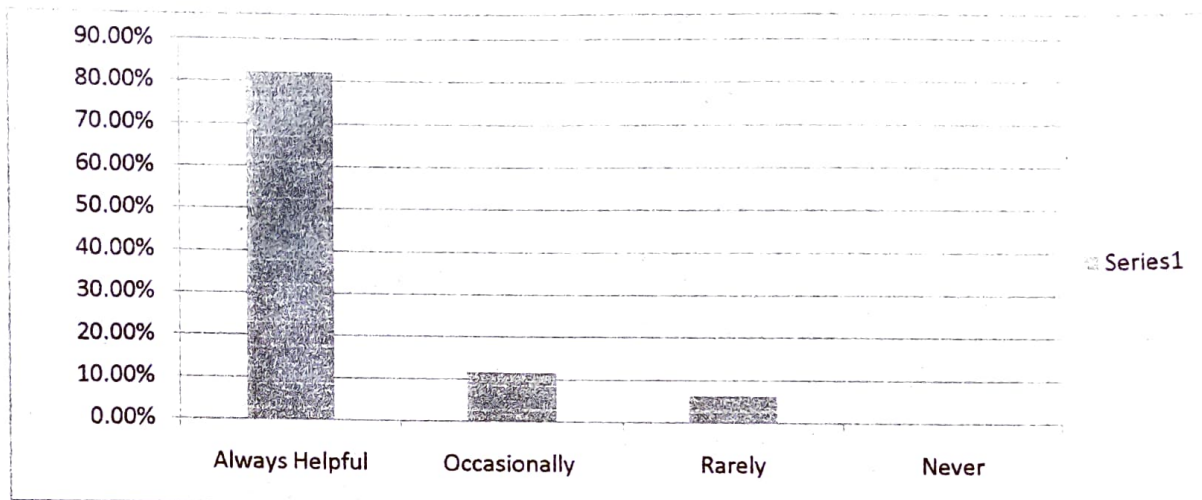
The figure shows the student's response on reading space available in the library. About 35.2% students said they are fully satisfied, 54.2% said they are satisfied, 10% said they are somewhat satisfied and there are no student who said about below average.

[Signature]
Co-ordinator, IQAC
CKB College, Teok

[Signature]
Principal
CKB College, Teok
JORHAT

[Signature]
Principal
CKB College, Teok
JORHAT

Figure 2.5: Student's response on cooperative and helping attitude of library staff



The figure shows the student's response on cooperative and helping attitude of library staff. Out of 190 students there are 156 (82.1%) respondents, who said library staff is always helpful, 22 (11.5%) students said they got help occasionally, 12(6.3%) students said they got help rarely. No student said that they did not get help from library staff.

Co-ordinator, IQAC
C.K.B College, Teok

Principal
CKB College, Teok
Jorhat

Principal
CKB College, Teok
JORHAT

Internet Facilities

Figure 2.6: Student's response on accessibility of internet facility



The figure shows the student's response on accessibility of internet facility. About 64.7% students said they were always able to access internet facility, 15.7% said they were sometimes able to access internet facility, 19.4% said they were rarely able to access internet facility. No student said they could not access internet facility

Figure 2.7: Student's response on use of educational online resource



The figure shows the student's response on use of educational online resource. About 61.57% students said they used always, 22.10% said they used sometimes, 16.31% said they used rarely. No student said that they never use online resources.

[Signature]

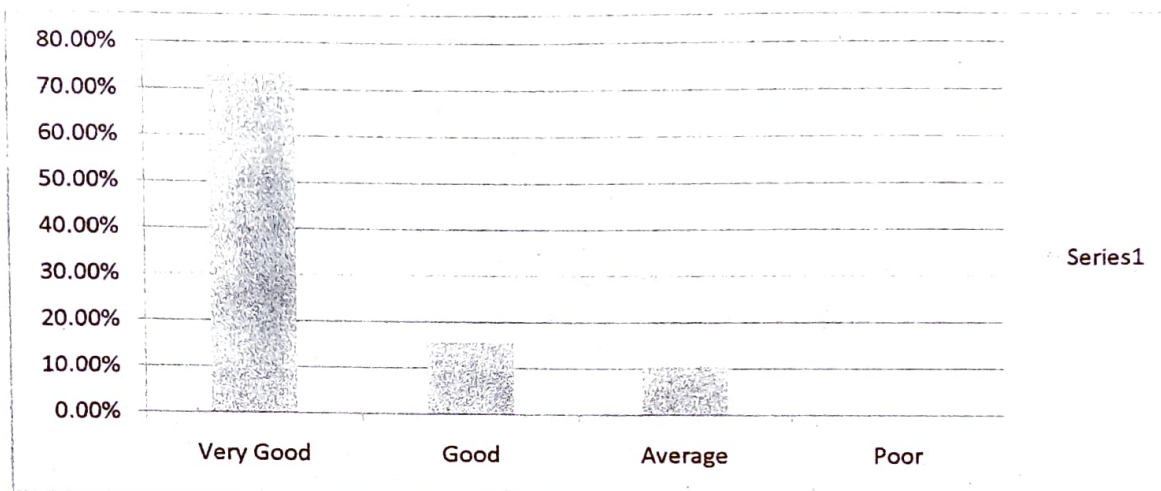
[Signature]
Principal
CKB College, Teok
JORHAT

[Signature]
Principal
CKB College, Teok
JORHAT

Part- III

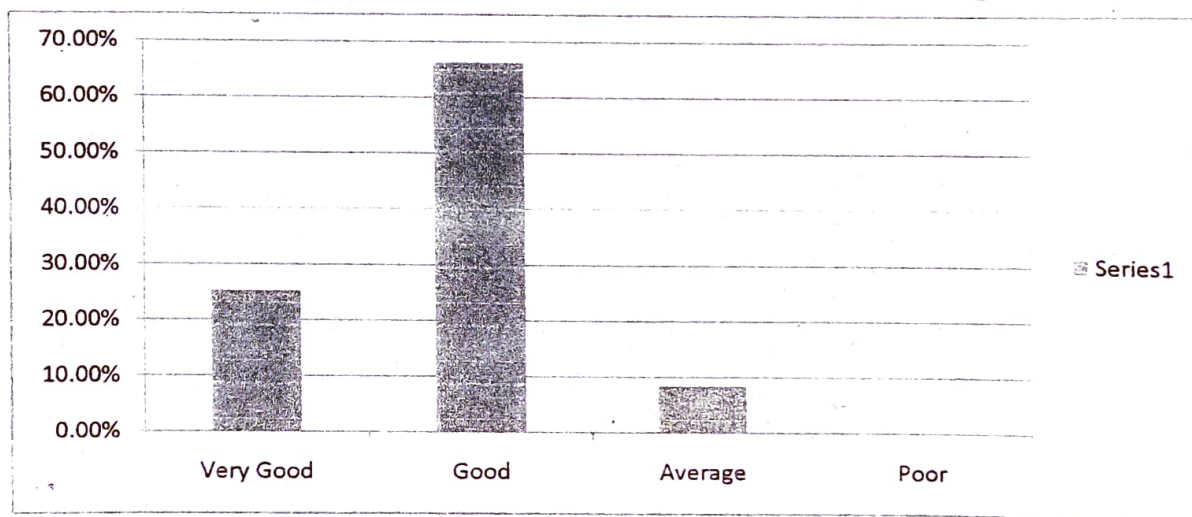
Overall Assessment of the Institution

Figure 3.1: Student's response on student teacher's relationship



The figure shows the student's response on student teacher's relationship. About 73.68% students said the relationship is very good, 15.78% students said relationship is good and 10.52% students said relationship is average. No student said that the relationship is poor.

Figure 3.2: Student's response on Canteen facility of college



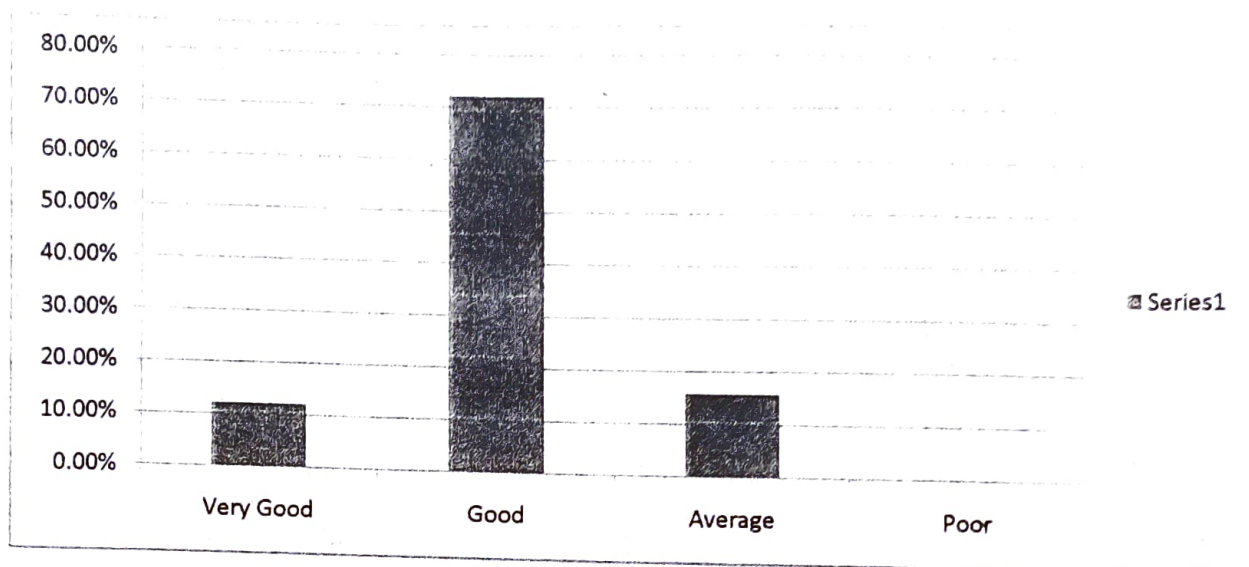
The figure shows the student's response on canteen facility of college. About 25.26% students said the canteen facility is very good, 66.31% students said the canteen facility is good and 8.42% students said average. No student said that the canteen facility is poor.

[Signature]
Co-ordinator, IQAC
C.K.B College, Teok

[Signature]
Principal
CKB College, Teok
JORHAT

[Signature]
Principal
CKB College, Teok
JORHAT

Figure 3.3: Student's response on recreational facilities of college



The figure shows the student's response on recreational facilities of college. About 12.10% students said the recreational facility of college is very good, 72.10% students said the recreational facility is good and 15.78% students said average. There are no students who said the recreational facility is poor.

Figure 3.4: Student's response on co-curricular activities of college



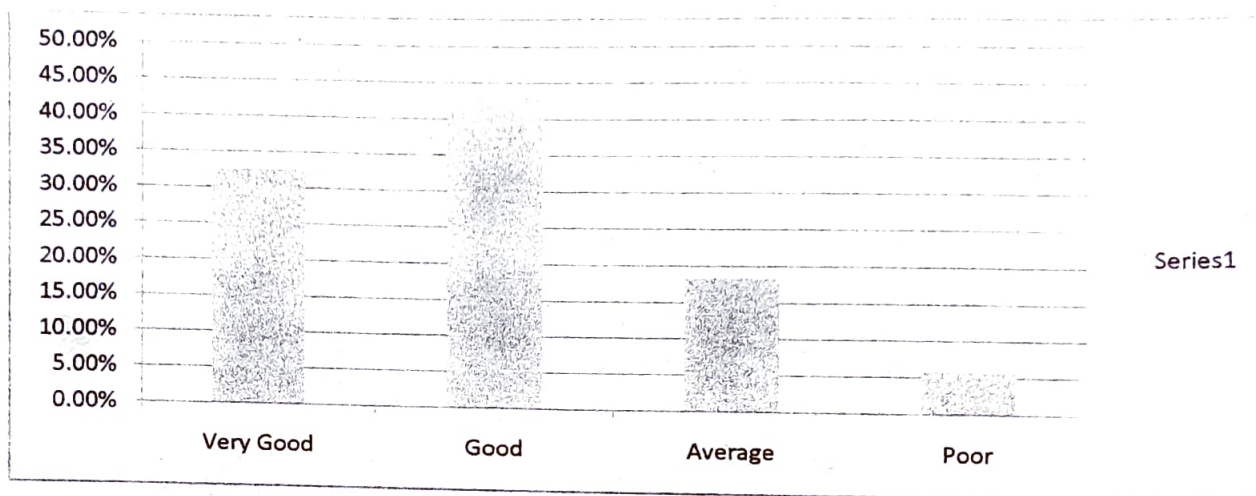
The figure shows the student's response on co-curricular activities of college. About 23.1% students said the co-curricular activities of college are very good, 60% students said the co-curricular activities of college are good, 16.31% said average. No student said that curricular activities of college are very poor.

[Signature]
Principal
CKB College, Teok
JORHAT

[Signature]
Principal
CKB College, Teok
JORHAT

[Signature]
Principal
CKB College, Teok
JORHAT

Figure 3.5: Student's response on sports facilities of college



The figure shows the student's response on sports facilities of college. About 32.63% students said sports facilities of college are very good, 43.15% students said good, 18.2% students said average and 5% said poor.

4.1: Findings

- Regarding regularity maintained by the teachers in the college 57.8% respondents said excellent, 29.4% said very good, 9.4% said good and 3.1% said average. No student said about below average.
- Regarding the completion of syllabus by the teachers in time 90 (47.3%) respondents said excellent, 57 (30%) respondents said very good, 37(19.4%) said good and 6(3.1%) said average. No student said about below average.
- Regarding communication skills of the teachers 36.3% students said teacher are excellent, 44.2% said very good, 14% said good, 4.2% said average in communication skills. No student said about below average.
- Regarding sincerity and commitment of the teachers 74 (38.9%) respondents said excellent, 61 (32.1%) respondents said very good, 45(23.6%) respondents said good and 10(5.2%) respondents said average. No student said about below average.
- Regarding techniques and ICT tools regularity maintained by the teachers in the college 57.8% respondents said excellent, 29.4% respondents said very good, 19.4% respondents said good 3.1% respondents said average. There are no any students who said about below average.

[Signature]

Co-ordinator, IQ C
in College, Teok

[Signature]
Principal
CKB College, Teok
JORHAT

[Signature]

CKB College, Teok
JORHAT

- Regarding guidance by the teachers 42.1% students said excellent, 31.5% said very good, 18.4% said good, 7.8% said average in providing study materials by the teachers. No student said about below average.
- Regarding inspiration of teachers to the student ethical conduct 32.10% students said excellent, 38.4% said very good, 24.2% said good, 5.2% said average in providing study materials by the teachers. No student said about below average.
- Regarding student's response on their library visit 25.7% students visit library regularly, 40% visit occasionally, 27% visit rarely and 6.3% students who never visit library.
- Regarding required book available in the library 80% students said required books are available in the library and only 20% said required books are not available in the library.
- Regarding reading space available in the library 35.2% students are fully satisfied, 54.2% are satisfied, 10% are somewhat satisfied and there is no any students who are not satisfied.
- Regarding accessibility of internet facility about 64.7% students said they were always able to access internet facility, 15.7% said they were sometimes able to access internet facility, 19.4% said they rarely able to access internet facility. No student said that they never able to access internet facility.
- Regarding canteen facility of college 25.26% students said the canteen facility is very good, 66.31% students said the canteen facility is good and 8.42% students said average. No student said that the canteen facility is poor.
- Regarding recreational facilities of college 12.10% students said the recreational facility of college is very good, 72.10% said the recreational facility is good and 15.78% said average. No student said that the recreational facility is poor.
- Regarding sports facilities of college 32.63% students said sports facilities of college are very good, 43.15% students said good, 18.2% students said average and 5% said poor.

[Signature]

Co-ordinator
CKB College, Teok

[Signature]

Principal
CKB College, Teok
JORHAT

[Signature]

Principal
CKB College, Teok
JORHAT